



Lesson 5



More than/less than 5 (value)

What's needed

1 set of larger (33cm x 33cm) value mats.
Values 1 to 9

**Carried out with the pupils seated,
to the side of the main activity area**

Pre Learning Activity Setup





Lesson 5

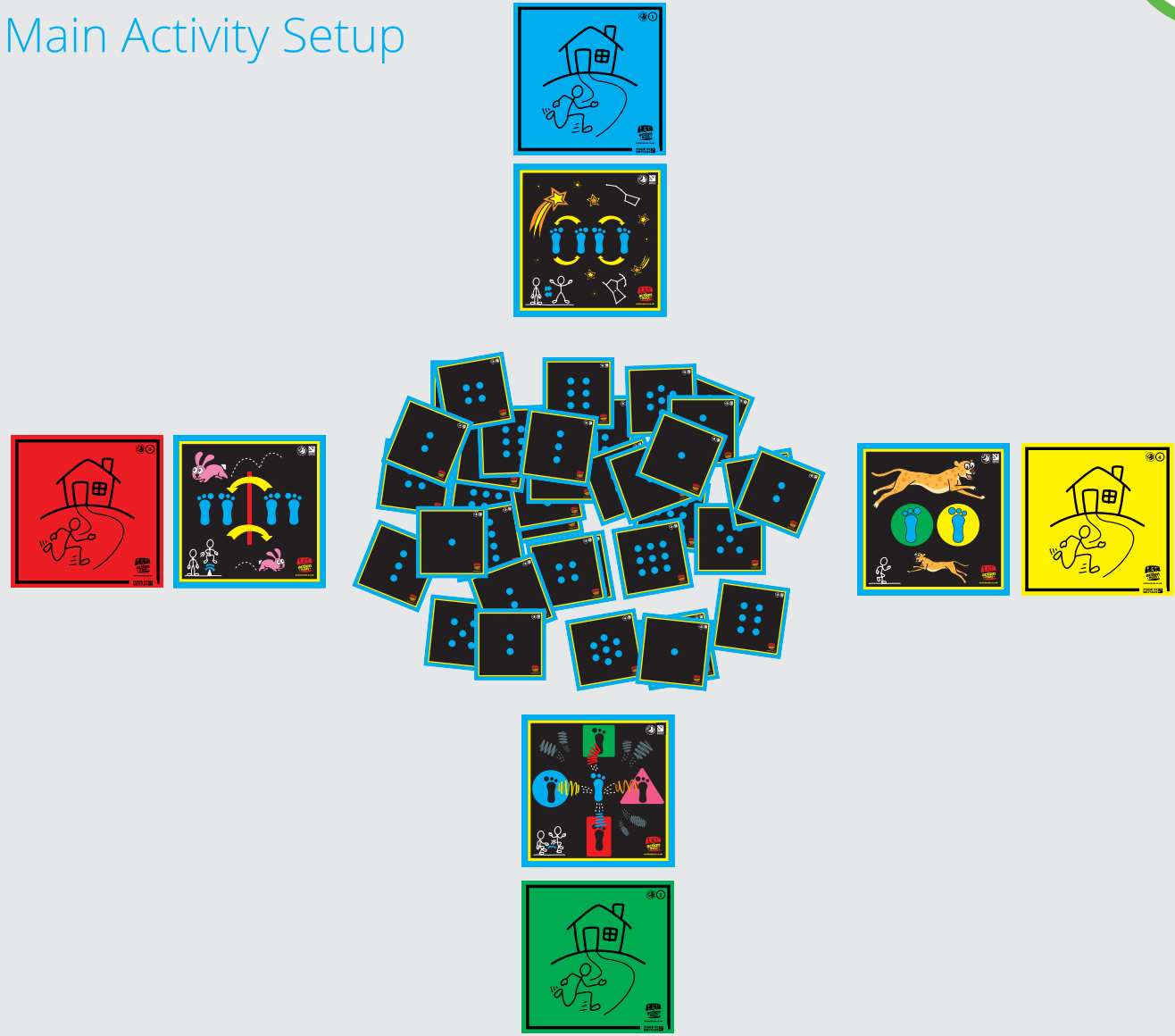
More than/less than 5 (value)

What's needed

- x4 coloured house mats
- x4 Mini action mats
- x4 SETS of small value mats 1 - 9

Move to the larger learning space

Main Activity Setup





Learning objectives

To order single digit number sequentially.

To count as a group and complete and complete actions.

To collaborate and communicate using basic mathematical language.

Mathematics ELG: Number

Have a deep understanding of number to 10, including the composition of each number.

Physical Development ELG: Gross Motor Skills

Demonstrate strength, balance and coordination when playing; -

Move energetically, such as running, jumping, and hopping.

Pre Learning Activity

Use a space at the side of the Main Activity.

Using the large VALUE mats, put the number 5 on the floor in the middle of the space. Put the other mats face down in a pile.

Each student should choose a number, reveal it and then discuss, as a group, whether

it is more than 5, or less than 5.

Then ask a student to turn over another mat. Count the dots to reveal the VALUE and ask whether it has more or less dots than 5.

Continue until each student has turned over a mat and worked out whether it is more than or less than 5

Main Activity

Now move over to the Main Activity area.

Group students into pairs and allocate each pair to a coloured house mat. Ask each pair to stand one behind the other

Collect together the large VALUE mats that made up the value line, shuffle them and put them in a pile face down.

On your command, shout out either 'more than 5' or 'less than 5'. The first student should complete 5 reps/seconds, and then find and a small mat that has either a VALUE more than or less than 5, and bring it back to their house mat.

Then shout out either 'more than 5' or 'less than 5' for the second student. Again they should complete 5 reps/seconds and find a small mat with a VALUE more than or less than 5.

Repeat until all the mats have been picked up.

Plenary Activity

Students to complete at their coloured house mat.

Students can now work together, in their pairs, to make 2 piles of VALUES. One with VALUES more than 5 and one with VALUES less than 5.